

Paperless recorder

Committed to process automation solutions

Data Sheet



SUP-R6000F

SUP-R6000F integrates many functions such as data measurement, display, processing, computing, alarm and recording in various industrial occasions, with 36 analog signal input channels, 8 relay alarm output, 150mA distribution output, two RS-485 communication interface, and a USB data dump interface.

The product is integrated with high speed and high performance 32 bit ARM9 microprocessor. The circuit board is coated with "anti-corrosion, moisture-proof, dust-proof". High-performance instrument power has strong anti-interference ability, and can effectively suppress external harmonic interference, greatly improving the stability of the whole machine.

This product can be used in metallurgy, petroleum, chemical, building materials, paper making, electricity, food, pharmaceutical, industrial water treatment and other industries.

Features

- 36 universal input channels
- 7 inch TFT true color LCD display
- 8 relay alarm output
- 4 display types: Bar graph, curve, digital display

Parameter

- Display: 7 inch TFT true color LCD display
- Dimension : Outer dimension: 193mm * 162mm * 144mm
Hole dimension: 138.5mm * 138.5mm
- Thickness of installation panel : 1.5mm~16.0mm
- Weight: 1.06kg
- Power supply: (176~264)V AC, 47~63Hz
- Internal storage: 128M bytes Flash
- Maximum power consumption: 30VA , 15W
- Relative humidity: (10~85)%RH (no moisture condensation)
- Working temperature: (0~50)°C
- Storage condition: Temperature (-20~60)°C, relative humidity (5~95)%RH (no moisture condensation)

Input signal

DC voltage / current input	
Type	Maximum allowable error (%FS)
(1~5) V	±0.1

(0~10) V	± 0.2	
(0~5) V		
(0~100) mV		
(4~20) mA		
(0~20) mA		
(0~10) mA		
(-20~20) mV		± 0.25
(0~20) mV		
Thermocouple Input (excl. cold junction error)		
Type	Range (°C)	Maximum allowable error (°C)
B	600 ~ 1800	± 2.4
E	-200 ~ 1000	± 2.4
J	-200 ~ 1200	± 2.4
K	-200 ~ -100	± 3.3
	-100 ~ 1300	± 2.0
S	-50 ~ 100	± 3.7
	100 ~ 300	± 2.0
	300 ~ 1600	± 1.5
T	-200 ~ -100	± 1.9
	-100 ~ 380	± 1.6
R	-50 ~ 100	± 3.7
	100 ~ 300	± 2.0
	300 ~ 1600	± 1.5
N	-200 ~ 1300	± 3.0
Thermal resistance Input		
Type	Range (°C)	Maximum allowable error (°C)
Cu50	-50 ~ 140	± 1.0
Pt100	-200 ~ 800	± 1.0
Note: Special types of thermal resistances can be customized, such as Pt1000, etc.		

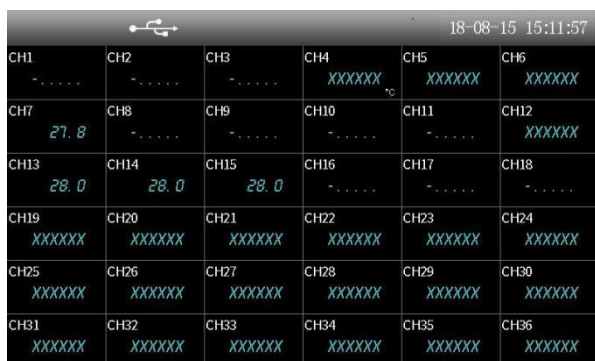
Output signal

Alarm output				
Type	Range	Contact type	Contact capacity	Response cycle
Alarm output	0/1	Often-used contact	2A /250VAC	1s

Other parameters

Fuse specification	3.15 A/250V AC, slowly-fused type.
Power Distribution	24V DC, 150mA max
Power-off protection	All data is stored in flash memory to ensure that all historical data and configuration parameters are not lost due to power failure. The real time clock is powered by internal battery after power failure.
Alarm output	Up to 8 channels. The relay is the normally opened contactor, with the contactor capacity of 2A /250VAC (resistive load).
Communication interface	2-way RS-485 communication interface
Communication protocol	Adopting Modbus communication protocol
Sampling period	1s

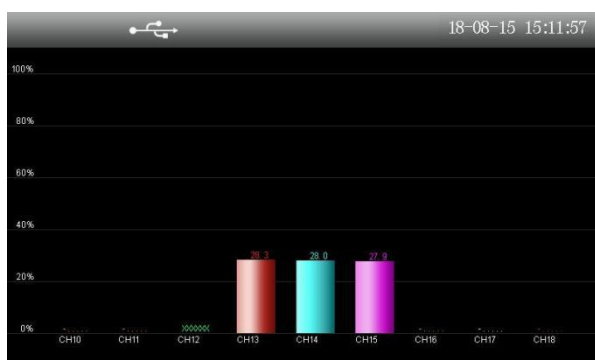
Display



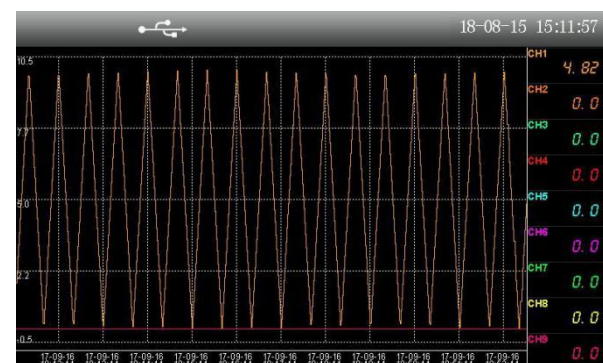
Overview



Digital display



Bar graph



Real time curve

Paperless recorder_R6000F

series		Selection code										Description
Model	R6000F											Paperless recorder
Input channel		ITXX										XX road universal input (1≤X≤36)
Transmission output		O0										No transmission output
		OXX										XX road (4 ~ 20) mA transmission output (1≤XX≤4)
Communication output		D0										No communication output
		D2										1 RS485 output
		D6										
Relay output		A0										No alarm output
		AXX										XX relay output (1≤XX≤14)
Distribution output			DO1									1 power distribution output
PID				PID0								No PID control
				PIDXX								
Compensation type					C1							Temperature and pressure compensation
Flow accumulation					FAXX							XX road flow accumulation
USB transfer						USB0						No USB transfer function
						USB1						
Power supply						V2						220VAC power supply
Communication input						RD0						No communication input
						RDXX						

Example Model: SUP-R6000F-IT27O4D2A8DO1PID4C1FA12USB1V2RD1

Specifications: paperless recorder, 27 universal inputs, 1 RS485 output, 4 road (4-20) mA transmission outputs, 8 relay outputs, 1 power distribution output, 4 PID control, temperature and pressure Compensation, 12-channel flow accumulation, USB dump function, 220VAC power supply, 1 RS485 input.